



SYSTEMS GUIDE

JOHN
ROCCO
SALES
NEXT GENERATION

FOR PRICING & QUESTIONS CONTACT
John Rocco Sales NG
Authorized Knotwood Distributor

Patti Rocco (908) 492-9856 Jennifer Ress (609) 672-0748
patti@johnroccosales.com jennifer@johnroccosales.com



SOFFITS - TASSIE OAK

WHAT IS KNOTWOOD?

Knotwood is a marine-grade aluminum building product that is designed to look like traditional wood panel. Our product is coated with a durable powder and finished with a sublimated woodgrain pattern. Knotwood is sustainable, resilient, high-quality, and low maintenance. Knotwood offers several standardized systems including cladding, soffit, fencing, gate, screens, decking, and pergolas. All Knotwood systems can be installed with standard carpentry tools. **If you can do it with wood, you can do it with Knotwood.**



CORROSION RESISTANT



STAIN & SCRATCH RESISTANT



NON-WARPING



INSECT-PROOF



ECO-FRIENDLY



LIGHTWEIGHT



COLOR STABILITY



FREEZE & FROST RESISTANT



DISSIPATES HEAT



NON-COMBUSTIBLE



SLIP RESISTANT



NON-POROUS

BROWSE BY SYSTEM




CLADDING + SOFFIT
p. 8-11



BATTENS
p. 12-15



FENCING + SCREENS
p. 16-21




ENCLOSURES
p. 22-25




RAILINGS
p. 26-29



GATES
p. 30-33



DECKING
p. 34-37



PERGOLAS
p. 38-41

TABLE OF CONTENTS

6-7 Colors

30-33 Gates

8-11 Cladding + Soffits

34-37 Decking

12-15 Battens

38-41 Pergolas

16-21 Fencing + Screens


42 LEED Info

22-25 Enclosures

43 Warranty

26-29 Railings

44-52 Profile Index




ONE OF THE
LARGEST
**SUBLIMATED
WOODGRAIN**
OFFERINGS IN
THE INDUSTRY.

Knotwood combines the natural beauty and timeless appeal of wood with the capabilities of aluminum. All of our aluminum systems and products are available in our extensive range of powder coated and woodgrain colors.


STANDARD COLORS

These colors are regularly stocked and have shorter lead times.

WOODGRAIN



SOLID



Color availability and selection are subject to change. **Scan the QR code** to visit our website for the most up-to-date list of colors.

NON-STANDARD COLORS

Lead times may be longer for these colors.

WOODGRAIN



SOLID



CUSTOM SOLID COLORS ARE AVAILABLE FOR LARGER PROJECTS.

Contact your local Knotwood dealer for lead times.

Due to possible batch variations like natural wood, Knotwood will supply all materials for an order from the same batch. We recommend you ensure that there are sufficient materials from the same batch to complete your job, as there are no guarantees that extra product of the same batch (color and shade) can be supplied at a later date.

CLADDING + SOFFIT

Knotwood cladding is as beautiful as it is versatile. Our cladding is designed for both internal and external use. Horizontal and vertical applications, combined with our wide range of colors, offer true architectural freedom. Interlocking systems with a top-down installation option simplifies maintenance and repairs. Covered by a limited lifetime warranty and requiring virtually no maintenance, Knotwood provides the benefits of wood without the costly drawbacks.

BOARD SIZES

- 18' 6" lengths
- 4", 6" and 8" widths

FINISHING TRIMS

Knotwood cladding systems offer a variety of 2-piece finishing trims to suit any condition. Easily trim doors, windows, corners and more. See the installation guide or visit our website for more information.

OUR STYLES


Knotwood cladding is perfect for classic or contemporary styles. Knotwood can perform in both horizontal and vertical applications. Also, with an adjustable reveal feature, styling is functional.

CLADDING + SOFFIT PROFILES



6" CLADDING - KEC150

6" x 5/8" x 18' 6"
150mm x 16mm x 5650mm



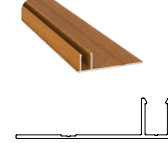
6" VENTED CLADDING - KECV150

6" x 5/8" x 18' 6"
150mm x 16mm x 5650mm



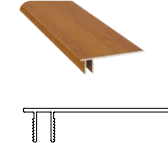
STARTER - KEDSTRADJ

1 5/8" x 5/8" x 18' 6"
42mm x 16mm x 5650mm



FLASHING BASE - KECFBF

2 3/4" x 5/8" x 18' 6"
70mm x 16mm x 5650mm




TOP CLIP LARGE - KECFTTLM

2 5/8" x 5/8" x 18' 6"
65mm x 16mm x 5650mm



CORNER CLIP MALE - KECIECLM

2" x 2" x 18' 6"
50mm x 50mm x 5650mm




CORNER CLIP FEMALE - KECIECF

1 3/4" x 1 3/4" x 18' 6"
45mm x 45mm x 5650mm




TOP JOINER - KECTJM

2" x 5/8" x 18' 6"
50mm x 16mm x 5650mm



BOTTOM JOINER - KECJBF

4" x 5/8" x 18' 6"
100mm x 16mm x 5650mm



CLADDING CLIP - KAOC45

Bag of 100
1 3/4" | 45mm



6" SELF-MATING SLAT - KESM15016


6" x 5/8" x 18' 6"
150mm x 16mm x 5650mm



8" CLADDING - KEC200

8" x 5/8" x 18' 6"
200mm x 16mm x 5650mm

NON-STANDARD



4" CLADDING - KEC100

4" x 5/8" x 18' 6"
100mm x 16mm x 5650mm

NON-STANDARD



4" SELF-MATING SLAT - KESM10016

4" x 5/8" x 18' 6"
100mm x 16mm x 5650mm

NON-STANDARD



2.5" SELF-MATING SLAT - KESM6516*

2 9/16" x 5/8" x 18' 6"
65mm x 16mm x 5650mm

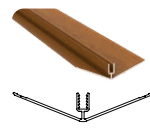
NON-STANDARD



CORNER CLIP 135 DEG MALE - KECIECLM135

4" x 5/8" x 18' 6"
100mm x 16mm x 5650mm

NON-STANDARD




CORNER CLIP 135 DEG FEMALE - KECIECLF135

4" x 5/8" x 18' 6"
100mm x 16mm x 5650mm

NON-STANDARD

Our cladding provides the option for **top-down installation** which is faster, reducing labor time and costs.

Durable and strong design makes care and maintenance a breeze. Bottom-up installation is also optional with our interlocking cladding.




HORIZONTAL REVEAL **HORIZONTAL NO REVEAL** **VERTICAL NO REVEAL** **VERTICAL REVEAL**

Wall Cladding
TOP DOWN INSTALLATION

- PROFILES**
- 1. KEDSTRADJ – Starter
 - 2. KEC150 – 6" Cladding
 - 3. KECFBB – Flashing Base
 - 4. KECFTTLM – Top Clip Large
 - 5. KECIECF – Corner Clip Female
 - 6. KECIECLM – Corner Clip Male
 - 7. KAOCC45 – Cladding Clip

Finish Shown: Tassie Oak





CLADDING - AUSTRALIAN CEDAR



SOFFITS - IROKO, TEAK BROWN, KWILA



CLADDING - SPOTTED GUM



SOFFITS - KWILA

BATTENS

Knotwood Battens are an ingenious system that allows for creative and innovative designs. Express your style with a decorative feature wall or trellis using our 2-piece batten system. Our internal fastening conceals all unsightly bolts and allows for a smooth, clean finished product. Backed by over 50 years of experience, the Knotwood batten system is designed for easy installation and near zero maintenance.



BATTEN SIZES

- 18' 6" lengths
- 1" x 2" • 2" x 2"
- 1" x 3" • 2" x 4"
- 1" x 4" • 2" x 6"
- 1" x 6" • 2" x 8"

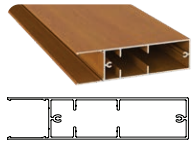
OUR LOOKS

Mix and match lengths to create unique designs, or choose to stay with one size and length for a more uniform look. Dimensional designs are simple with our profile options. Visit our website for more information regarding our batten system.

IDEAS FOR USE

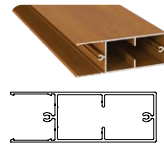
Some examples for uses of our batten system include pergola lattice, shade elements, awnings, screening and more.

BATTEN PROFILES



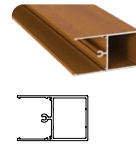
**2" x 8" BATTEN -
KEB20050F**

2" x 8" x 18' 6"
200mm x 50mm x 5650mm



**2" x 6" BATTEN -
KEB15050F**

2" x 6" x 18' 6"
150mm x 50mm x 5650mm



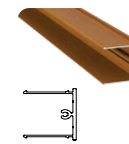
**2" x 4" BATTEN -
KEB10050F**

2" x 4" x 18' 6"
100mm x 50mm x 5650mm



**2" x 2" BATTEN -
KEB5050F**

2" x 2" x 18' 6"
50mm x 50mm x 5650mm



**2" BATTEN BASE -
KEB5050M**

2" x 2" x 18' 6"
50mm x 50mm x 5650mm



**2" x 8" BATTEN CAP -
KAEC20050-R**

2" x 8"
50mm x 200mm



**2" x 6" BATTEN CAP -
KAEC15050-R**

2" x 6"
50mm x 150mm




**2" x 4" BATTEN CAP -
KAEC10050-R**

2" x 4"
50mm x 100mm



**2" x 2" BATTEN CAP -
KAEC5050-R**

2" x 2"
50mm x 50mm



**1" x 6" BATTEN -
KEB15025F**

1" x 6" x 18' 6"
25mm x 150mm x 5650mm

NON-STANDARD



**1" x 4" BATTEN -
KEB10025F**

1" x 4" x 18' 6"
25mm x 100mm x 5650mm


NON-STANDARD



**1" x 3" BATTEN -
KEB7525F**

1" x 3" x 18' 6"
25mm x 75mm x 5650mm


NON-STANDARD



**1" x 2" BATTEN -
KEB5025F**

1" x 2" x 18' 6"
25mm x 50mm x 5650mm


NON-STANDARD



**1" BATTEN BASE -
KEB5025M**

1" x 2" x 18' 6"
22mm x 48mm x 5650mm

NON-STANDARD



**2" x 6" BATTEN JOINER -
KEBJ15050**

2" x 6" x 18' 6"
50mm x 150mm x 5650mm

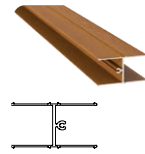
NON-STANDARD



**2" BATTEN JOINER
(45 DEG) - KEBJ45D**

2" x 2" x 18' 6"
50mm x 50mm x 5650mm

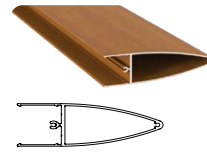
NON-STANDARD



**2" BATTEN JOINER -
KEBJ5050**

2" x 2" x 18' 6"
50mm x 50mm x 5650mm

NON-STANDARD



**2" x 8" BATTEN ELLIPTICAL -
KEB20050FE**

2" x 8" x 18' 6"
50mm x 200mm x 5650mm

NON-STANDARD




**2" x 6" BATTEN ELLIPTICAL -
KEB15050FE**

2" x 6" x 18' 6"
50mm x 150mm x 650mm

NON-STANDARD

The 2-piece, snap-together system provides **concealed fastening and simplified installation**. Knotwood battens can perform in large scopes across a multitude of applications.


A range of profile sizes are available to suit any design. Combine our battens with other products and materials to bring your vision to life.



2 x 2



2 x 6




2 x 4



2 x 8


BATTENS SECTION




PROFILES

1. KEB5050M – 2" Batten Base
2. KEB15050F – 2" x 6" Batten
3. KAEC15050-R – 2" x 6" Batten Cap

Finish Shown: White Ash






BATTENS - BLACKBUTT



BATTENS - WESTERN RED CEDAR



BATTENS - IROKO



BATTENS - SLATE GREY, STERLING, MIST

FENCING + SCREENS

Knotwood fencing and screening systems are stylish, durable, and low maintenance. Bring your vision to life using a variety of slat sizes, channels and post options. Enjoy peace of mind with full privacy, or a nice breeze with modular spacing features. Built to stand the test of time, your Knotwood fence will look great for years to come.

SLAT SIZES

- 1 1/2", 2 1/2", 4" and 6" widths
- 5/8" thickness

Mix and match sizes or keep it traditional with one. There are a variety of channels and posts at your disposal.

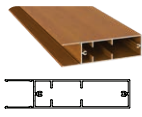
POSTS + CHANNELS

Our posts utilize an integrated channel system to suit an array of Knotwood slat sizes. Installation is streamlined with our universal slat channels. Concealed fastening provides a finished carpentry look.

OUR ACCESSORIES

Detailing is incredible with a variety of end caps, spacers, and infill.

FENCING + SCREEN PROFILES



2" x 8" BATTEN - KEB20050F
2" x 8" x 18' 6"
200mm x 50mm x 5650mm



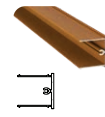
2" x 6" BATTEN - KEB15050F
2" x 6" x 18' 6"
150mm x 50mm x 5650mm



2" x 4" BATTEN - KEB10050F
2" x 4" x 18' 6"
100mm x 50mm x 5650mm



2" x 2" BATTEN - KEB5050F
2" x 2" x 18' 6"
50mm x 50mm x 5650mm



2" BATTEN BASE - KEB5050M
2" x 2" x 18' 6"
50mm x 50mm x 5650mm



6" SLAT - KES15016
6" x 5/8" x 18' 6"
150mm x 16mm x 5650mm



4" SLAT - KES10016
4" x 5/8" x 18' 6"
100mm x 16mm x 5650mm




2.5" SLAT - KES6516*
2 9/16" x 5/8" x 18' 6"
65mm x 16mm x 5650mm




1.5" SLAT - KES3816
1 1/2" x 5/8" x 18' 6"
38mm x 16mm x 5650mm



4" x 4" POST - KEGS100100
4" x 4" x 18' 6"
100mm x 100mm x 5650mm



2.5" x 2.5" POST - KEGS6565*
2 9/16" x 2 9/16" x 18' 6"
65mm x 65mm x 5650mm



2-WAY POST - KESP2W6565*
2 9/16" x 2 9/16" x 18' 6"
65mm x 65mm x 5650mm



1-WAY POST/TOP RAIL - KESP1W6525*
2 9/16" x 1" x 18' 6"
65mm x 25mm x 5650mm




CORNER POST - KESP2C6565EF*
2 9/16" x 2 9/16" x 18' 6"
65mm x 65mm x 5650mm



3030 U-CHANNEL - KESP3030
1 1/4" x 1 1/4" x 18' 6"
30mm x 30mm x 5650mm



SMALL INFILL - KESINF5
1/4" x 3/4" x 18' 6"
20mm x 6mm x 5650mm



6" SELF-MATING SLAT - KESM15016
6" x 5/8" x 18' 6"
150mm x 16mm x 5650mm



4" END CAP - KAEC100100-R
4" x 4"
100mm x 100mm



2" x 8" BATTEN CAP - KAEC20050-R
2" x 8"
50mm x 200mm



2" x 6" BATTEN CAP - KAEC15050-R
2" x 6"
50mm x 150mm



2" x 4" BATTEN CAP - KAEC10050-R
2" x 4"
50mm x 100mm



2" x 2" BATTEN CAP - KAEC5050-R
2" x 2"
50mm x 50mm



1-WAY POST CAP - KAEC6525-R*
2 9/16" x 1"
65mm x 25mm



2-WAY POST CAP - KAEC6565-R*
2 9/16" x 2 9/16"
65mm x 65mm



3030 U-CHANNEL END CAP - KAEC3030-R
1 1/4" x 1 1/4"
30mm x 30mm



4" SELF-MATING SLAT - KESM10016
4" x 5/8" x 18' 6"
100mm x 16mm x 5650mm

NON-STANDARD



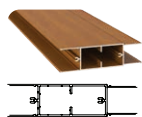
2.5" SELF-MATING SLAT - KESM6516*
2 9/16" x 5/8" x 18' 6"
65mm x 16mm x 5650mm

NON-STANDARD



1.5" SELF-MATING SLAT - KESM3816
1 1/2" x 5/8" x 18' 6"
38mm x 16mm x 5650mm

NON-STANDARD



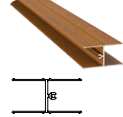
2" x 6" BATTEN JOINER - KEBJ15050
2" x 6" x 18' 6"
50mm x 150mm x 5650mm

NON-STANDARD



2" BATTEN JOINER (45 DEG) - KEBJ45D
2" x 2" x 18' 6"
50mm x 50mm x 5650mm

NON-STANDARD



2" BATTEN JOINER - KEBJ5050
2" x 2" x 18' 6"
50mm x 50mm x 5650mm

NON-STANDARD



LOUVERED SLAT END CAP 1 - KAEC1-P
Fits 2.5" slat only




LOUVERED SLAT END CAP 2 - KAEC2-P
Fits 2.5" slat only




SPACER - 100 PACK
8MM - KASP08 16MM - KASP16
24MM - KASP24

Knotwood fencing is both **functional and beautiful**. Design and resilience are a priority with our systems.

Customize your design options without sacrificing performance. Knotwood stands strong in any privacy level across many conditions.



HORIZONTAL
FULL PRIVACY



HORIZONTAL
SPACING



VERTICAL
FULL PRIVACY



VERTICAL
SPACING

Fencing
HORIZONTAL


PROFILES

1. KES15016 – 6" Slat
2. KESP2W6565 – 2-Way Post
3. KESP1W6525 – 1-Way Post
4. KESINFS – Small Infill
5. KAEC6565-R – 2-Way Post Cap
6. KASP08 – Spacers (8MM)

Finish Shown: Bush Cherry



Vertical Fencing | **Detail View**






FENCING – WESTERN RED CEDAR



FENCING – WESTERN RED CEDAR




FENCING – KWILA



FENCING – KWILA

Knotwood screens can be configured in a multitude of ways to provide **privacy, sound abatement, weather protection**, shade, and equipment concealment.



SCREEN – TASSIE OAK

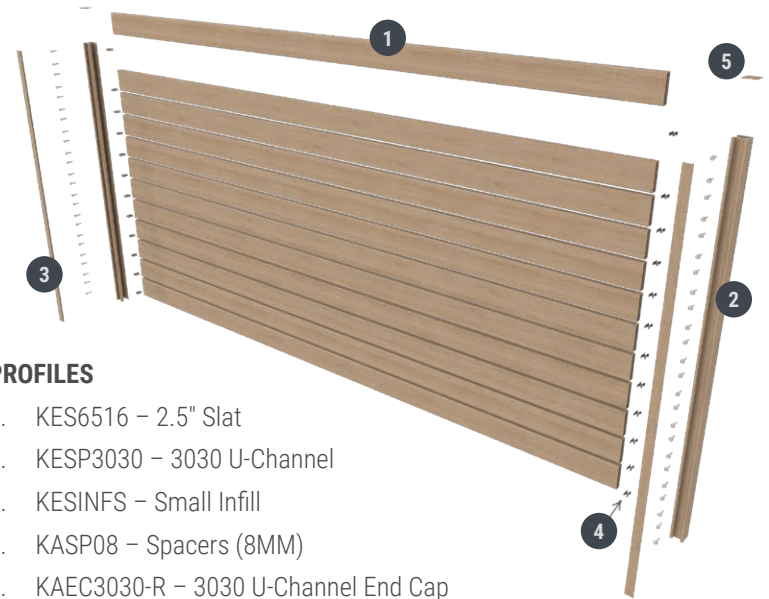


SCREEN – LIGHT OAK



SCREEN – KWILA


Screen
HORIZONTAL



PROFILES

1. KES6516 – 2.5" Slat
2. KESP3030 – 3030 U-Channel
3. KESINFS – Small Infill
4. KASP08 – Spacers (8MM)
5. KAEC3030-R – 3030 U-Channel End Cap


Finish Shown: White Ash



Screen | **Assembly View**




SCREEN - AUSTRALIAN CEDAR



SCREEN - KWILA



SCREEN - WESTERN RED CEDAR



SCREEN - WESTERN RED CEDAR

ENCLOSURES

Knotwood enclosure options fit any home or business's aesthetic and functional needs. Ideal for enclosing utility units or trash collection areas in style. Available in woodgrain, solid, and custom colors, our slats are non-combustible, corrosion resistant, impervious to insect damage, and 100% recyclable. Knotwood aluminum slats are sustainable and made to stand the test of time while keeping your enclosed area looking clean.

SLAT SIZES

- 1 1/2", 2 1/2", 4" and 6" widths
- 5/8" thickness

Mix and match sizes or keep it traditional with one. There are a variety of channels and posts at your disposal.

POSTS + CHANNELS

Our posts utilize an integrated channel system to suit an array of Knotwood slat sizes. Hide utilities, AC, pool equipment and/or waste with customized enclosures. Concealed fastening provides a finished carpentry look.

OUR STYLES

Detailing is incredible with a variety of end caps, spacers and infill.

ENCLOSURE - KWILA

DESIGNED AND INSTALLED BY VISION TO COMPLETION

ENCLOSURE PROFILES



6" SLAT - KES15016

6" x 5/8" x 18' 6"
150mm x 16mm x 5650mm




4" SLAT - KES10016

4" x 5/8" x 18' 6"
100mm x 16mm x 5650mm




2.5" SLAT - KES6516*

2 9/16" x 5/8" x 18' 6"
65mm x 16mm x 5650mm




1.5" SLAT - KES3816

1 1/2" x 5/8" x 18' 6"
38mm x 16mm x 5650mm



4" x 4" POST - KEGS100100

4" x 4" x 18' 6"
100mm x 100mm x 5650mm



2 1/2" x 2 1/2" POST - KEGS6565*

2 9/16" x 2 9/16" x 18' 6"
65mm x 65mm x 5650mm



2-WAY POST - KESP2W6565*

2 9/16" x 2 9/16" x 18' 6"
65mm x 65mm x 5650mm



1-WAY POST/TOP RAIL - KESP1W6525*

2 9/16" x 1" x 18' 6"
65mm x 25mm x 5650mm



2-WAY GATE CONNECTOR POST - KESP2W5030

2 1/2" x 1 1/2" x 18' 6"
66mm x 44mm x 5650mm



CORNER POST - KESP2C6565EF*

2 9/16" x 2 9/16" x 18' 6"
65mm x 65mm x 5650mm



3030 U-CHANNEL - KESP3030

1 1/4" x 1 1/4" x 18' 6"
30mm x 30mm x 5650mm



LARGE INFILL - KESINFL

1/4" x 1 1/2" x 18' 6"
38mm x 6mm x 5650mm



SMALL INFILL - KESINFS

1/4" x 3/4" x 18' 6"
20mm x 6mm x 5650mm



4" END CAP - KAEC100100-R

4" x 4"
100mm x 100mm



2-WAY POST CAP - KAEC6565-R*

2 9/16" x 2 9/16"
65mm x 65mm



SPACER - 100 PACK

8MM - KASP08
16MM - KASP16
24MM - KASP24



LARGE CORNER STAKE - KAGCSFL

5" x 5" x 2 1/2"
127mm x 127mm x 64mm



SMALL CORNER STAKE - KAGCSFS

3 3/8" x 3 3/8" x 1 11/16"
86mm x 86mm x 43mm

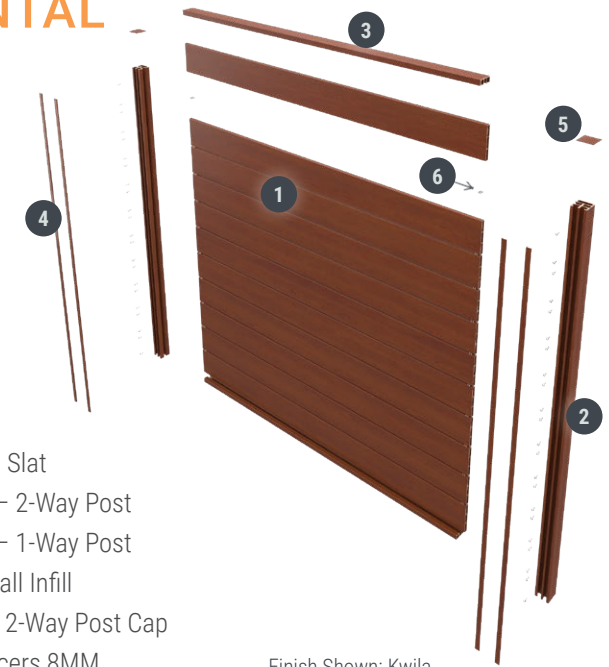
Knotwood enclosures are used across many industries. **Hospitality, food services, businesses, and residences** all benefit from these systems.

At the end of the day you won't find another system that is cost-effective, resilient and beautiful all at once.



ENCLOSURE - TEAK BROWN


Enclosure Wall **HORIZONTAL**



PROFILES

1. KES15016 - 6" Slat
2. KESP2W6565 - 2-Way Post
3. KESP1W6525 - 1-Way Post
4. KESINFS - Small Infill
5. KAEC6565-R - 2-Way Post Cap
6. KASP08 - Spacers 8MM

Finish Shown: Kwila



Enclosure | **Assembly View**



ENCLOSURE - KWILA



ENCLOSURE - KWILA

DESIGNED AND INSTALLED BY VISION TO COMPLETION



ENCLOSURE - WESTERN RED CEDAR



ENCLOSURE - KWILA

RAILINGS

Use Knotwood to create unique, resilient, and strong railing systems for your projects. These railing systems add a level of safety and style to any property. The versatility of Knotwood allows you to create a railing system that is the perfect match for your project. Choose from our large selection of sublimated woodgrain, solid, or custom colors and use a variety of components to create something truly inspiring. The possibilities are endless.

SLAT SIZES

- 1 1/2", 2 1/2", 4" and 6" widths
- 5/8" thickness

Mix and match sizes or keep it traditional with one. There are a variety of railings and posts at your disposal.

POSTS + RAILING

Our posts and railing utilize an integrated channel system to suit an array of Knotwood slat sizes. Concealed fastening provides a finished carpentry look.

OUR STYLES

Sleek designs are achievable with orientation options. Rectangular and oval railing are available with our systems. A variety of attachment methods are feasible with Knotwood railings.

RAILING PROFILES



6" SLAT - KES15016

6" x 5/8" x 18' 6"
150mm x 16mm x 5650mm



4" SLAT - KES10016

4" x 5/8" x 18' 6"
100mm x 16mm x 5650mm



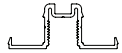
2.5" SLAT - KES6516*

2 9/16" x 5/8" x 18' 6"
65mm x 16mm x 5650mm



1.5" SLAT - KES3816

1 1/2" x 5/8" x 18' 6"
38mm x 16mm x 5650mm



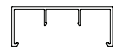
HANDRAIL BASE - KESBF

2 1/2" x 1" x 18' 6"
66mm x 27mm x 5650mm



HANDRAIL OVAL - KESBFO

3" x 1 1/4" x 18' 6"
75mm x 30mm x 5650mm



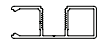
HANDRAIL RECTANGULAR - KESBTR

3" x 1 1/8" x 18' 6"
75mm x 30mm x 5650mm



2-WAY POST - KESP2W6565*

2 9/16" x 2 9/16" x 18' 6"
65mm x 65mm x 5650mm



1-WAY POST/TOP RAIL - KESP1W6525*

2 9/16" x 1" x 18' 6"
65mm x 25mm x 5650mm



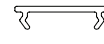
CORNER POST - KESP2C6565EF*

2 9/16" x 2 9/16" x 18' 6"
65mm x 65mm x 5650mm



3030 U-CHANNEL - KESP3030

1 1/4" x 1 1/4" x 18' 6"
30mm x 30mm x 5650mm



SMALL INFILL - KESINF5

1/4" x 3/4" x 18' 6"
20mm x 6mm x 5650mm



1-WAY POST CAP - KAEC6525-R*

2 9/16" x 1"
65mm x 25mm



2-WAY POST CAP - KAEC6565-R*

2 9/16" x 2 9/16"
65mm x 65mm




ROUTED CAP (RECTANGULAR) - KAEC75RH-R

3" x 1"
75mm x 25mm



ROUTED CAP (OVAL) - KAEC75OH-R

3" x 1"
75mm x 25mm



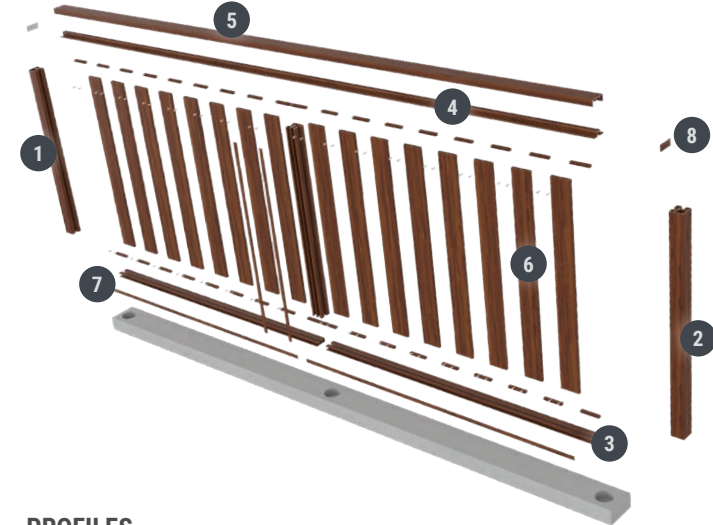
POST BASE PLATE - KAOPBP65

Safety is never compromised with Knotwood railings. Privacy, performance, and elegance are key elements of our proprietary systems.

Much like our other slat and channel designs, our railings function with a variety of attachments.



RAILINGS SECTION



PROFILES

- | | |
|-------------------------------|------------------------------------|
| 1. KESP2W6565 - 2-Way Post | 5. KESBTFR - Handrail (Rect.) |
| 2. KESP2C6565EF - Corner Post | 6. KES10016 - 4" Slat |
| 3. KESP1W6525 - 1-Way Post | 7. KESINFS - Small Infill |
| 4. KESBF - Handrail Base | 8. KAEC75RH-R - Routed Cap (Rect.) |

Finish Shown: Eastern Mahogany

Railings | Assembly View






RAILINGS - KWILA



RAILINGS - KWILA



RAILINGS - KWILA



RAILINGS - KWILA

GATES

Knotwood gate systems offer the winning combination of strength, low maintenance, and a wide range of styles. This makes them the perfect addition to any project that desires a stylish, high-quality look. Like all our systems, they are made of highly durable aluminum and designed to look like real wood, giving you the beauty of timber without the upkeep. Our gates are also stronger than the average gate and take much less to maintain, meaning they will far outlast traditional wood with minimal manual input.

SLAT + FRAME SIZES

- 1 1/2", 2 1/2", 4" and 6" widths
- 4 x 2" Large Gate Frame
- 2.5 x 1.5" Small Gate Frame

Mix and match sizes or keep it traditional with one. There are a variety of channels and posts at your disposal.

OUR STYLES

Knotwood gates can be used in pedestrian and vehicular applications. Sliding and swinging options are both available.

THE ACCESSORIES

Detailing is incredible with a variety of end caps, spacers and infill. Knotwood gates also boast specialized hardware and gate track.

GATE PROFILES



6" SLAT - KES15016

6" x 5/8" x 18' 6"
150mm x 16mm x 5650mm



4" SLAT - KES10016

4" x 5/8" x 18' 6"
100mm x 16mm x 5650mm




2.5" SLAT - KES6516*

2 9/16" x 5/8" x 18' 6"
65mm x 16mm x 5650mm



1.5" SLAT - KES3816

1 1/2" x 5/8" x 18' 6"
38mm x 16mm x 5650mm



LARGE GATE FRAME - KESGF10050

4" x 2" x 18' 6"
100mm x 50mm x 5650mm



SMALL GATE FRAME - KESGF6640

2 1/2" x 1 1/2" x 18' 6"
66mm x 40mm x 5650mm



2-WAY GATE CONNECTOR POST - KESP2W5030

2 1/2" x 1 1/2" x 18' 6"
66mm x 44mm x 5650mm



4" x 4" POST - KEGS100100

4" x 4" x 18' 6"
100mm x 100mm x 5650mm



2 1/2" x 2 1/2" POST - KEGS6565*

2 9/16" x 2 9/16" x 18' 6"
65mm x 65mm x 5650mm



2-WAY POST - KESP2W6565*

2 9/16" x 2 9/16" x 18' 6"
65mm x 65mm x 5650mm



1-WAY POST/TOP RAIL - KESP1W6525*

2 9/16" x 1" x 18' 6"
65mm x 25mm x 5650mm



CORNER POST - KESP2C6565EF*

2 9/16" x 2 9/16" x 18' 6"
65mm x 65mm x 5650mm



3030 U-CHANNEL - KESP3030

1 1/4" x 1 1/4" x 18' 6"
30mm x 30mm x 5650mm



LARGE INFILL - KESINFL

1/4" x 1 1/2" x 18' 6"
38mm x 6mm x 5650mm



SMALL INFILL - KESINFS

1/4" x 3/4" x 18' 6"
20mm x 6mm x 5650mm



4" END CAP - KAEC100100-R

4" x 4" x 18' 6"
100mm x 100mm x 5650mm



2-WAY POST CAP - KAEC6565-R*

2 9/16" x 2 9/16"
65mm x 65mm



LARGE CORNER STAKE - KAGCSFL

5" x 5" x 2 1/2"
127mm x 127mm x 64mm



SMALL CORNER STAKE - KAGCSFS

3 3/8" x 3 3/8" x 1 11/16"
86mm x 86mm x 43mm



SLIDING GATE TRACK - KESGT80

4" x 3/4" x 18' 6"
100mm x 20mm x 5650mm



SLIDING GATE PACK KAGSGP



SAFETECH HD ADJUSTABLE GATE HINGE (PAIR)

BLACK - KASHH-135LS



SAFETECH ADJUSTABLE TENSION GATE HINGE (PAIR)

BLACK - KASHG-90



SAFETECH VIPER GRAVITY LOCK

BLACK - KAGSLV-VIPER



SPACER - 100 PACK

8MM - KASP08
16MM - KASP16
24MM - KASP24

Let your imagination be your guide with Knotwood gates. Slats can be fitted in any orientation for a specific aesthetic.

Large and small gate frames are a testament to both performance and design flexibility.



HORIZONTAL FULL PRIVACY

TREE OF LIFE

VERTICAL + SPACING

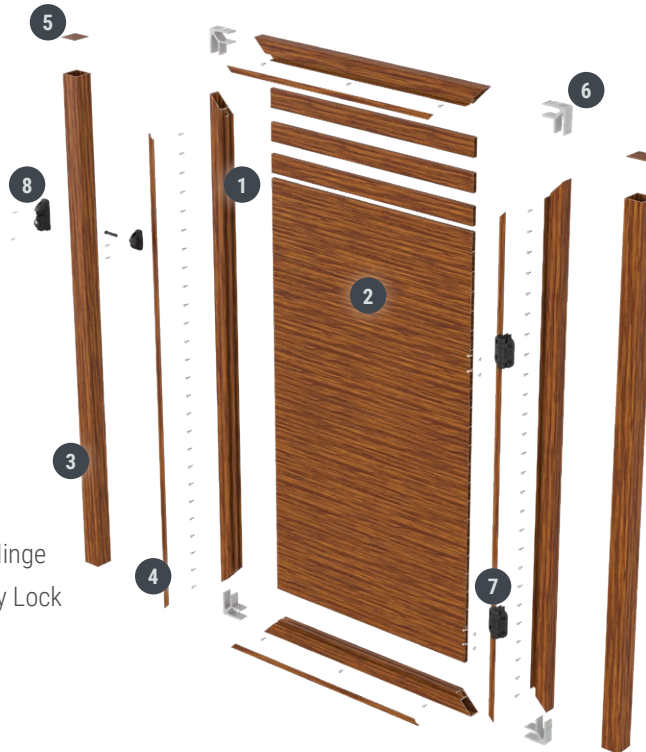
HORIZONTAL + SPACING

Gate PEDESTRIAN

PROFILES

1. KESGF6640 – Small Gate Frame
2. KES6516 – 2.5" Slat
3. KEGS6565 – 2 1/2" x 2 1/2" Post
4. KESINFS – Small Infill
5. KAEC6565-R – 2-Way Post Cap
6. KAGCSGFS – Small Corner Stake
7. KASHH-135LS – SafeTech Adjustable Hinge
8. KAGSLV-VIPER – SafeTech Viper Gravity Lock

Finish Shown: Hickory



Gate | Detail View





GATE - WESTERN RED CEDAR



GATE - BLACK ASH



GATE - WESTERN RED CEDAR



GATE - ATLANTIC CEDAR

DECKING

Our Knotwood decking system is a valuable investment to add to any home or commercial project. Sustainable, strong, and safe, our decking system is slip-resistant, impervious to rot, warping, insect damage, rust, and cracking. The high-quality aluminum and durable finish provide for a low-maintenance deck that you can enjoy year-round without spending time and money on costly upkeep. Our wide range of colors and styles ensure you get exactly what you are looking for, taking the risk out of your investment. Go ahead and build your outdoor paradise.

VARIABLE BOARDS

We offer both interlocking and self-mating decking boards, available in 18'-6" lengths. Interlocking and self-mating systems offer effortless installation and are designed to conceal fasteners leaving a seamless wood-like finish.

APPLICATION IDEAS

A few examples where Knotwood decking can really shine are verandas, patios, poolside, courtyards, docks, outdoor kitchens, gardens and more.

FINISHING PIECES + ACCESSORIES

Our decking system offers a full range of finishing angles and clips to conceal and hide fasteners. We also offer a full line of trims allowing for additional customization. See the install guide or visit our website for more information.

DECKING PROFILES



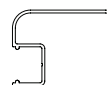
6" DECK BOARD - KED150

6" x 5/8" x 18' 6"
150mm x 16mm x 5650mm



STARTER - KEDSTRADJ

1 5/8" x 5/8" x 18' 6"
42mm x 16mm x 5650mm



FIXING ANGLE - KEDFA5050

2" x 2" x 18' 6"
42mm x 50mm x 5650mm




TOP CLIP LARGE - KECFTTLM

2 5/8" x 5/8" x 18' 6"
65mm x 16mm x 5650mm



FLASHING BASE - KECFBF

2 3/4" x 5/8" x 18' 6"
70mm x 16mm x 5650mm



SMALL INFILL - KESINFS

1/4" x 3/4" x 18' 6"
20mm x 6mm x 5650mm



TOP JOINER - KECTJM

2" x 5/8" x 18' 6"
50mm x 16mm



BOTTOM JOINER - KECJBF

4" x 5/8" x 18' 6"
100mm x 16mm x 5650mm




6" SELF-MATING SLAT - KESM15016

6" x 5/8" x 18' 6"
150mm x 16mm x 5650mm


Knotwood decking is a permanent solution for your patio space.

The performance of aluminum, the beauty of wood.


Customize your system with interlocking or self-mating boards. Knotwood decking applications are easy to install.




INTERLOCKING
REVEAL



INTERLOCKING
NO REVEAL



SELF-MATING
REVEAL



SELF-MATING
NO REVEAL


Decking INTERLOCKING



PROFILES

1. KEDSTRADJ – Starter
2. KED150 – 6" Deck Board
3. KEDFA5050 – Fixing Angle
4. KESINFS – Small Infill

Finish Shown: Teak Brown






DECKING – WESTERN RED CEDAR



DECKING – WESTERN RED CEDAR



DECKING – KWILA



DECKING – AUSTRALIAN CEDAR

PERGOLAS

Knotwood pergola systems are a tried-and-true way to create an outdoor oasis and complement any outdoor living space. Stylish, one-of-a-kind designs that are resilient and require little to no maintenance come together to create the perfect look. Pick from four different sizes and a wide selection of woodgrain, solid, and custom colors to build the pergola of your dreams.

BATTEN SIZES

- 18' 6" lengths
- 2" x 2"
- 2" x 4"
- 2" x 6"
- 2" x 8"

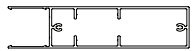
OUR LOOKS

Mix and match lengths to create unique designs or choose to stay with one size and length for a more uniform look. Dimensional designs are simple with our profile options. See the installation guide for more information or visit our website.

IDEAS FOR USE

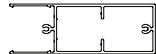
Some examples for uses of our pergola systems include gardens, patios, outdoor dining areas, seating areas, poolside, and much more.

PERGOLA PROFILES



2" x 8" BATTEN - KEB20050F

2" x 8" x 18' 6"
200mm x 50mm x 5650mm



2" x 6" BATTEN - KEB15050F

2" x 6" x 18' 6"
150mm x 50mm x 5650mm



2" x 4" BATTEN - KEB10050F

2" x 4" x 18' 6"
100mm x 50mm x 5650mm




2" x 2" BATTEN - KEB5050F

2" x 2" x 18' 6"
50mm x 50mm x 5650mm




2" BATTEN BASE - KEB5050M

2" x 2" x 18' 6"
50mm x 50mm x 5650mm




2" x 8" BEAM - KEGR20050

2" x 8" x 18' 6"
200mm x 50mm x 5650mm



4" x 4" POST - KEGS100100

4" x 4" x 18' 6"
100mm x 100mm x 5650mm



4" END CAP - KAEC100100-R

4" x 4"
100mm x 100mm



2" x 8" BATTEN CAP - KAEC20050-R

2" x 8" x 18' 6"
200mm x 50mm x 5650mm



2" x 6" BATTEN CAP - KAEC15050-R

2" x 6" x 18' 6"
150mm x 50mm x 5650mm



2" x 4" BATTEN CAP - KAEC10050-R

2" x 4" x 18' 6"
100mm x 50mm x 5650mm



2" x 2" BATTEN CAP - KAEC5050-R

2" x 2" x 18' 6"
50mm x 50mm x 5650mm



2" x 6" BEAM - KEGR15050

2" x 6" x 18' 6"
150mm x 50mm x 5650mm

NON-STANDARD



2" x 4" BEAM - KEGR10050

2" x 4" x 18' 6"
100mm x 50mm x 5650mm

NON-STANDARD

Knotwood pergolas are a true solution to **outdoor space enhancement**. You can even incorporate customized shade elements and screening.

Knotwood batten systems, beams and posts come together to create beautiful structures for any public or private space.

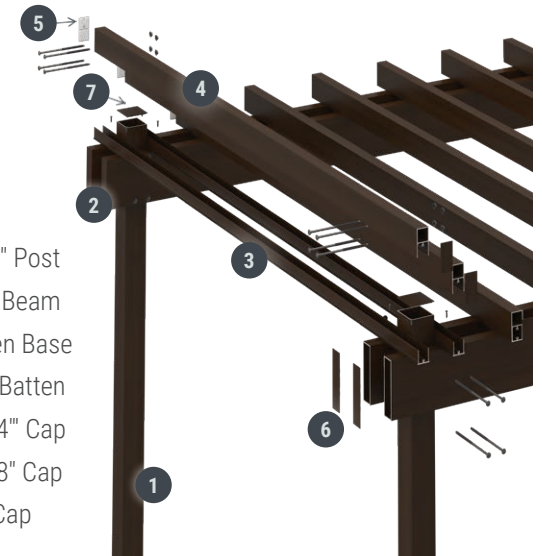


PERGOLA SECTION

PROFILES

1. KEGS100100 – 4" x 4" Post
2. KEGR20050 – 2" x 8" Beam
3. KEB5050M – 2" Batten Base
4. KEB10050F – 2" x 4" Batten
5. KAEC10050-R – 2" x 4" Cap
6. KAEC20050-R – 2" x 8" Cap
7. KAEC100100-R – 4" Cap

Finish Shown: Black Walnut



Pergola | Assembly View





PERGOLA - KWILA



PERGOLA - KWILA



PERGOLA - WESTERN RED CEDAR



PERGOLA - KWILA

KNOTWOOD IS
COMMITTED TO MAKING
A PRODUCT THAT IS
CLEANER, GREENER
AND **BETTER** FOR THE
ENVIRONMENT.

Choosing a material with sustainability in mind is paramount. Aluminum is safe, ecologically sensible, lightweight yet extremely strong, and **100% recyclable**. Knotwood uses VOC-free coatings and lead-free finishes, resulting in a smaller environmental footprint. Knotwood is a **LEED-certified green building material** which means lower energy costs. Knotwood remains committed to ecologically responsible production processes.





KNOTWOOD™
ARCHITECTURAL SYSTEMS

LIMITED LIFETIME WARRANTY*


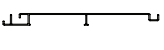

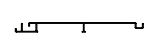

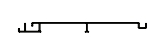









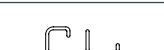







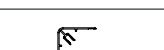





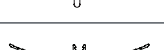

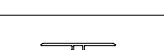

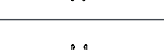
Knotwood is engineered and tested for strength and durability. The coating technologies used on Knotwood products meet recognized standards for gloss retention, color uniformity, weathering durability, humidity resistance, impact resistance and chemical resistance.

*Knotwood expressly warrants for a limited lifetime that its aluminum products are free from manufacturing defects in material or workmanship when installed according to Knotwood specifications and properly maintained. The warranty provides 15-year coverage for Knotwood finishes, including checking/cracking, chalking, color change, gloss retention and adhesion of finish. Includes checking/cracking, chalking, color change, gloss retention and adhesion of finish.




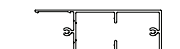

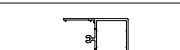

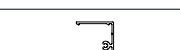





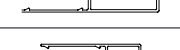







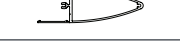

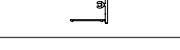

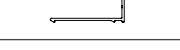

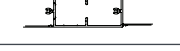

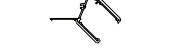




The full warranty details are provided at www.knotwood.com.

Warranty posted on www.knotwood.com will be in effect as of October, 2018 and will supersede any previous warranty policies or references to the warranty in other printed materials.

PROFILE INDEX




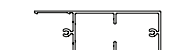





















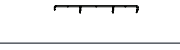










| Cladding + Soffits | | | | PART NUMBER | DIMENSIONS (in) | DIMENSIONS (mm) | STANDARD PROFILE |
|---------------------|----------------------------|---|---|-------------|--------------------------|-----------------------|------------------|
| BOARDS | 8" |  |  | KEC200 | 8" x 5/8" x 18' 6" | 200mm x 16mm x 5650mm | |
| | 6" |  |  | KEC150 | 6" x 5/8" x 18' 6" | 150mm x 16mm x 5650mm | ✓ |
| | 6" Vented |  |  | KECV150 | 6" x 5/8" x 18' 6" | 150mm x 16mm x 5650mm | ✓ |
| | 4" |  |  | KEC100 | 4" x 5/8" x 18' 6" | 100mm x 16mm x 5650mm | |
| POSTS + SLATS | 6" Self-Mating Slat |  |  | KESM15016 | 6" x 5/8" x 18' 6" | 150mm x 16mm x 5650mm | ✓ |
| | 4" Self-Mating Slat |  |  | KESM10016 | 4" x 5/8" x 18' 6" | 100mm x 16mm x 5650mm | |
| | 2.5" Self-Mating Slat |  |  | KESM6516* | 2 9/16" x 5/8" x 18' 6" | 65mm x 16mm x 5650mm | |
| STARTER | |  |  | KEDSTRADJ | 1 5/8" x 5/8" x 18' 6" | 42mm x 16mm x 5650mm | ✓ |
| TRIMS + ACCESSORIES | Flashing Base |  |  | KECFBF | 2 3/4" x 5/8" x 18' 6" | 70mm x 16mm x 5650mm | ✓ |
| | Top Clip Large |  |  | KECFTTLM | 2 5/8" x 5/8" x 18' 6" | 65mm x 16mm x 5650mm | ✓ |
| | Corner Clip Male |  |  | KECIECLM | 2" x 2" x 18' 6" | 50mm x 50mm x 5650mm | ✓ |
| | Corner Clip Female |  |  | KECIECF | 1 3/4" x 1 3/4" x 18' 6" | 45mm x 45mm x 5650mm | ✓ |
| | Cladding Clip |  |  | KAOCC45 | 1 3/4" | 45mm | ✓ |
| | Corner Clip 135 Deg Male |  |  | KECIECLM135 | 4" x 5/8" x 18' 6" | 100mm x 16mm x 5650mm | |
| | Corner Clip 135 Deg Female |  |  | KECIECLF135 | 4" x 5/8" x 18' 6" | 100mm x 16mm x 5650mm | |
| JOINERS | Top Joiner |  |  | KECTJM | 2" x 5/8" x 18' 6" | 50mm x 16mm x 5650mm | ✓ |
| | Bottom Joiner |  |  | KECJBF | 4" x 5/8" x 18' 6" | 100mm x 16mm x 5650mm | ✓ |

Non-Standard profiles may be subject to minimum order quantities and/or longer lead times. *Metric dimensions are exact. Imperial dimensions are approximate.

| Battens | | | | PART NUMBER | DIMENSIONS (in) | DIMENSIONS (mm) | STANDARD PROFILE |
|---------|--------------------|---|---|-------------|------------------|-----------------------|------------------|
| BATTENS | 2" x 8" |  |  | KEB20050F | 2" x 8" x 18' 6" | 200mm x 50mm x 5650mm | ✓ |
| | 2" x 6" |  |  | KEB15050F | 2" x 6" x 18' 6" | 150mm x 50mm x 5650mm | ✓ |
| | 2" x 4" |  |  | KEB10050F | 2" x 4" x 18' 6" | 100mm x 50mm x 5650mm | ✓ |
| | 2" x 2" |  |  | KEB5050F | 2" x 2" x 18' 6" | 50mm x 50mm x 5650mm | ✓ |
| | 1" x 6" |  |  | KEB15025F | 1" x 6" x 18' 6" | 25mm x 150mm x 5650mm | |
| | 1" x 4" |  |  | KEB10025F | 1" x 4" x 18' 6" | 25mm x 100mm x 5650mm | |
| | 1" x 3" |  |  | KEB7525F | 1" x 3" x 18' 6" | 25mm x 75mm x 5650mm | |
| | 1" x 2" |  |  | KEB5025F | 1" x 2" x 18' 6" | 25mm x 50mm x 5650mm | |
| | 2" x 8" Elliptical |  |  | KEB20050FE | 2" x 8" x 18' 6" | 50mm x 200mm x 5650mm | |
| | 2" x 6" Elliptical |  |  | KEB15050FE | 2" x 6" x 18' 6" | 50mm x 150mm x 5650mm | |
| BASES | 2" |  |  | KEB5050M | 2" x 2" x 18' 6" | 50mm x 50mm x 5650mm | ✓ |
| | 1" |  |  | KEB5025M | 1" x 2" x 18' 6" | 22mm x 48mm x 5650mm | |
| JOINERS | 2" x 6" |  |  | KEBJ15050 | 2" x 6" x 18' 6" | 50mm x 150mm x 5650mm | |
| | 2" (45 Deg) |  |  | KEBJ45D | 2" x 2" x 18' 6" | 50mm x 50mm x 5650mm | |
| | 2" |  |  | KEBJ5050 | 2" x 2" x 18' 6" | 50mm x 50mm x 5650mm | |
| ENDCAPS | 2" x 8" Batten Cap |  | | KAEC20050-R | 2" x 8" | 50mm x 200mm | ✓ |
| | 2" x 6" Batten Cap |  | | KAEC15050-R | 2" x 6" | 50mm x 150mm | ✓ |
| | 2" x 4" Batten Cap |  | | KAEC10050-R | 2" x 4" | 50mm x 100mm | ✓ |
| | 2" x 2" Batten Cap |  | | KAEC5050-R | 2" x 2" | 50mm x 50mm | ✓ |






















Non-Standard profiles may be subject to minimum order quantities and/or longer lead times. *Metric dimensions are exact. Imperial dimensions are approximate.

Fencing + Screens


































| Fencing + Screens | | | | PART NUMBER | DIMENSIONS (in) | DIMENSIONS (mm) | STANDARD PROFILE |
|-------------------|-----------------------|---|---|---------------|----------------------------|------------------------|------------------|
| BATTENS | 2" x 8" |  |  | KEB20050F | 2" x 8" x 18' 6" | 200mm x 50mm x 5650mm | ✓ |
| | 2" x 6" |  |  | KEB15050F | 2" x 6" x 18' 6" | 150mm x 50mm x 5650mm | ✓ |
| | 2" x 4" |  |  | KEB10050F | 2" x 4" x 18' 6" | 100mm x 50mm x 5650mm | ✓ |
| | 2" x 2" |  |  | KEB5050F | 2" x 2" x 18' 6" | 50mm x 50mm x 5650mm | ✓ |
| BASE | 2" |  |  | KEB5050M | 2" x 2" x 18' 6" | 50mm x 50mm x 5650mm | ✓ |
| POSTS + SLATS | 6" Slat |  |  | KES15016 | 6" x 5/8" x 18' 6" | 150mm x 16mm x 5650mm | ✓ |
| | 4" Slat |  |  | KES10016 | 4" x 5/8" x 18' 6" | 100mm x 16mm x 5650mm | ✓ |
| | 2.5" Slat |  |  | KES6516* | 2 9/16" x 5/8" x 18' 6" | 65mm x 16mm x 5650mm | ✓ |
| | 1.5" Slat |  |  | KES3816 | 1 1/2" x 5/8" x 18' 6" | 38mm x 16mm x 5650mm | ✓ |
| | 6" Self-Mating Slat |  |  | KESM15016 | 6" x 5/8" x 18' 6" | 150mm x 16mm x 5650mm | ✓ |
| | 4" Self-Mating Slat |  |  | KESM10016 | 4" x 5/8" x 18' 6" | 100mm x 16mm x 5650mm | |
| | 2.5" Self-Mating Slat |  |  | KESM6516* | 2 9/16" x 5/8" x 18' 6" | 65mm x 16mm x 5650mm | |
| | 1.5" Self-Mating Slat |  |  | KESM3816 | 1 1/2" x 5/8" x 18' 6" | 38mm x 16mm x 5650mm | |
| | 4" x 4" Post |  |  | KEGS100100 | 4" x 4" x 18' 6" | 100mm x 100mm x 5650mm | ✓ |
| | 2 1/2" x 2 1/2" Post |  |  | KEGS6565* | 2 9/16" x 2 9/16" x 18' 6" | 65mm x 65mm x 5650mm | ✓ |
| | 2-Way Post |  |  | KESP2W6565* | 2 9/16" x 2 9/16" x 18' 6" | 65mm x 65mm x 5650mm | ✓ |
| | 1-Way Post / Top Rail |  |  | KESP1W6525* | 2 9/16" x 1" x 18' 6" | 65mm x 25mm x 5650mm | ✓ |
| | Corner Post |  |  | KESP2C6565EF* | 2 9/16" x 2 9/16" x 18' 6" | 65mm x 65mm x 5650mm | ✓ |

Non-Standard profiles may be subject to minimum order quantities and/or longer lead times. *Metric dimensions are exact. Imperial dimensions are approximate.

Fencing + Screens, cont.


































| | | | | PART NUMBER | DIMENSIONS (in) | DIMENSIONS (mm) | STANDARD PROFILE |
|--------------|-------------------------|---|---|---|--------------------------|-----------------------|------------------|
| JOINERS | 2" x 6" |  |  | KEBJ15050 | 2" x 6" x 18' 6" | 50mm x 150mm x 5650mm | |
| | 2" (45 Deg) |  |  | KEBJ45D | 2" x 2" x 18' 6" | 50mm x 50mm x 5650mm | |
| | 2" |  |  | KEBJ5050 | 2" x 2" x 18' 6" | 50mm x 50mm x 5650mm | |
| U-CHANNEL | |  |  | KESP3030 | 1 1/4" x 1 1/4" x 18' 6" | 30mm x 30mm x 5650mm | ✓ |
| SMALL INFILL | |  |  | KESINFS | 1/4" x 3/4" x 18' 6" | 20mm x 6mm x 5650mm | ✓ |
| ENDCAPS | 4" End Cap |  | | KAEC100100-R | 4" x 4" | 100mm x 100mm | ✓ |
| | 2" x 8" Batten Cap |  | | KAEC20050-R | 2" x 8" | 50mm x 200mm | ✓ |
| | 2" x 6" Batten Cap |  | | KAEC15050-R | 2" x 6" | 50mm x 150mm | ✓ |
| | 2" x 4" Batten Cap |  | | KAEC10050-R | 2" x 4" | 50mm x 100mm | ✓ |
| | 2" x 2" Batten Cap |  | | KAEC5050-R | 2" x 2" | 50mm x 50mm | ✓ |
| | 1-Way Post Cap |  | | KAEC6525-R* | 2 9/16" x 1" | 65mm x 25mm | ✓ |
| | 2-Way Post Cap |  | | KAEC6565-R* | 2 9/16" x 2 9/16" | 65mm x 65mm | ✓ |
| | 3030 U-Channel End Cap |  | | KAEC3030-R | 1 1/4" x 1 1/4" | 30mm x 30mm | ✓ |
| ACCESSORIES | Louvered Slat End Cap |  | | KAECL1-P | Fits 2.5" slat only | Fits 65mm slat only | ✓ |
| | Louvered Slat End Cap 2 |  | | KAECL2-P | Fits 2.5" slat only | Fits 65mm slat only | ✓ |
| | Spacers - 100 pack |  | | 8MM - KASP08 16MM - KASP16 24MM - KASP24A | N/A | 8MM 16MM 24MM | ✓ |

Non-Standard profiles may be subject to minimum order quantities and/or longer lead times. *Metric dimensions are exact. Imperial dimensions are approximate.







































| Enclosures | | | | PART NUMBER | DIMENSIONS (in) | DIMENSIONS (mm) | STANDARD PROFILE |
|------------------------|-----------------------|---|---|---|----------------------------|------------------------|------------------|
| POSTS + SLATS | 6" Slat |  |  | KES15016 | 6" x 5/8" x 18' 6" | 150mm x 16mm x 5650mm | ✓ |
| | 4" Slat |  |  | KES10016 | 4" x 5/8" x 18' 6" | 100mm x 16mm x 5650mm | ✓ |
| | 2.5" Slat |  |  | KES6516* | 2 9/16" x 5/8" x 18' 6" | 65mm x 16mm x 5650mm | ✓ |
| | 1.5" Slat |  |  | KES3816 | 1 1/2" x 5/8" x 18' 6" | 38mm x 16mm x 5650mm | ✓ |
| | 4" x 4" Post |  |  | KEGS100100 | 4" x 4" x 18' 6" | 100mm x 100mm x 5650mm | ✓ |
| | 2 1/2" x 2 1/2" Post |  |  | KEGS6565* | 2 9/16" x 2 9/16" x 18' 6" | 65mm x 65mm x 5650mm | ✓ |
| | 2-Way Post |  |  | KESP2W6565* | 2 9/16" x 2 9/16" x 18' 6" | 65mm x 65mm x 5650mm | ✓ |
| | 1-Way Post / Top Rail |  |  | KESP1W6525* | 2 9/16" x 1" x 18' 6" | 65mm x 25mm x 5650mm | ✓ |
| | Corner Post |  |  | KESP2C6565EF* | 2 9/16" x 2 9/16" x 18' 6" | 65mm x 65mm x 5650mm | ✓ |
| U-CHANNEL | |  |  | KESP3030 | 1 1/4" x 1 1/4" x 18' 6" | 30mm x 30mm x 5650mm | ✓ |
| LARGE INFILL | |  |  | KESINFL | 1/4" x 1 1/2" x 18' 6" | 38mm x 6mm x 5650mm | ✓ |
| SMALL INFILL | |  |  | KESINF5 | 1/4" x 3/4" x 18' 6" | 20mm x 6mm x 5650mm | ✓ |
| END CAPS + ACCESSORIES | 4" End Cap |  |  | KAEC100100-R | 4" x 4" | 100mm x 100mm | ✓ |
| | 2-Way Post Cap |  |  | KAEC6565-R* | 2 9/16" x 2 9/16" | 65mm x 65mm | ✓ |
| | Large Corner Stake |  |  | KAGCSFL | 5" x 5" x 2 1/2" | 127mm x 127mm x 64mm | ✓ |
| | Small Corner Stake |  |  | KAGCSFS | 3 3/8" x 3 3/8" x 1 11/16" | 86mm x 86mm x 43mm | ✓ |
| SPACERS PACK OF 100 | |  | | 8MM - KASP08 16MM - KASP16 24MM - KASP24A | N/A | 8MM 16MM 24MM | ✓ |

*Metric dimensions are exact. Imperial dimensions are approximate.

Railings







| | | | | PART NUMBER | DIMENSIONS (in) | DIMENSIONS (mm) | STANDARD PROFILE |
|--------------------------|--------------------------|---|---|---------------|----------------------------|-----------------------|------------------|
| POSTS, SLATS + HANDRAILS | 6" Slat |  |  | KES15016 | 6" x 5/8" x 18' 6" | 150mm x 16mm x 5650mm | ✓ |
| | 4" Slat |  |  | KES10016 | 4" x 5/8" x 18' 6" | 100mm x 16mm x 5650mm | ✓ |
| | 2.5" Slat |  |  | KES6516* | 2 9/16" x 5/8" x 18' 6" | 65mm x 16mm x 5650mm | ✓ |
| | 1.5" Slat |  |  | KES3816 | 1 1/2" x 5/8" x 18' 6" | 38mm x 16mm x 5650mm | ✓ |
| | Handrail Base |  |  | KESBF | 2 1/2" x 1" x 18' 6" | 66mm x 27mm x 5650mm | ✓ |
| | Handrail Oval |  |  | KESBTFO | 3" x 1 1/4" x 18' 6" | 75mm x 30mm x 5650mm | ✓ |
| | Handrail Rectangular |  |  | KESBTFR | 3" x 1 1/8" x 18' 6" | 75mm x 30mm x 5650mm | ✓ |
| | 2-Way Post |  |  | KESP2W6565* | 2 9/16" x 2 9/16" x 18' 6" | 65mm x 65mm x 5650mm | ✓ |
| | 1-Way Post / Top Rail |  |  | KESP1W6525* | 2 9/16" x 1" x 18' 6" | 65mm x 25mm x 5650mm | ✓ |
| | Corner Post |  |  | KESP2C6565EF* | 2 9/16" x 2 9/16" x 18' 6" | 65mm x 65mm x 5650mm | ✓ |
| U-CHANNEL | |  |  | KESP3030 | 1 1/4" x 1 1/4" x 18' 6" | 30mm x 30mm x 5650mm | ✓ |
| SMALL INFILL | |  |  | KESINFS | 1/4" x 3/4" x 18' 6" | 20mm x 6mm x 5650mm | ✓ |
| END CAPS + ACCESSORIES | 1-Way Post Cap |  |  | KAEC6525-R* | 2 9/16" x 1" | 65mm x 25mm | ✓ |
| | 2-Way Post Cap |  |  | KAEC6565-R* | 2 9/16" x 2 9/16" | 65mm x 65mm | ✓ |
| | Routed Cap - Rectangular |  |  | KAEC75RH-R | 3" x 1" | 75mm x 25mm | ✓ |
| | Routed Cap - Oval |  |  | KAEC75RO-R | 3" x 1" | 75mm x 25mm | ✓ |
| | Post Base Plate |  | | KAOPBP65 | N/A | N/A | ✓ |

*Metric dimensions are exact. Imperial dimensions are approximate.
















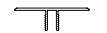


| Gates | | | | PART NUMBER | DIMENSIONS (in) | DIMENSIONS (mm) | STANDARD PROFILE |
|------------------------|---------------------------|---|---|---------------|----------------------------|------------------------|------------------|
| POSTS + SLATS | 6" Slat |  |  | KES15016 | 6" x 5/8" x 18' 6" | 150mm x 16mm x 5650mm | ✓ |
| | 4" Slat |  |  | KES10016 | 4" x 5/8" x 18' 6" | 100mm x 16mm x 5650mm | ✓ |
| | 2.5" Slat |  |  | KES6516* | 2 9/16" x 5/8" x 18' 6" | 65mm x 16mm x 5650mm | ✓ |
| | 1.5" Slat |  |  | KES3816 | 1 1/2" x 5/8" x 18' 6" | 38mm x 16mm x 5650mm | ✓ |
| | 2-Way Gate Connector Post |  |  | KESP2W5030 | 2 1/2" x 1 1/2" x 18' 6" | 66mm x 44mm x 5650mm | ✓ |
| | 4" x 4" Post |  |  | KEGS100100 | 4" x 4" x 18' 6" | 100mm x 100mm x 5650mm | ✓ |
| | 2 1/2" x 2 1/2" Post |  |  | KEGS6565* | 2 9/16" x 2 9/16" x 18' 6" | 65mm x 65mm x 5650mm | ✓ |
| | 2-Way Post |  |  | KESP2W6565* | 2 9/16" x 2 9/16" x 18' 6" | 65mm x 65mm x 5650mm | ✓ |
| | 1-Way Post / Top Rail |  |  | KESP1W6525* | 2 9/16" x 1" x 18' 6" | 65mm x 25mm x 5650mm | ✓ |
| | Corner Post |  |  | KESP2C6565EF* | 2 9/16" x 2 9/16" x 18' 6" | 65mm x 65mm x 5650mm | ✓ |
| LARGE GATE FRAME | |  |  | KESGF10050 | 4" x 2" x 18' 6" | 100mm x 50mm x 5650mm | ✓ |
| SMALL GATE FRAME | |  |  | KESGF6640 | 2 1/2" x 1 1/2" x 18' 6" | 66mm x 40mm x 5650mm | ✓ |
| U-CHANNEL | |  |  | KESGF6640 | 2 1/4" x 1 1/4" x 18' 6" | 30mm x 30mm x 5650mm | ✓ |
| LARGE INFILL | |  |  | KESINFL | 1/4" x 1 1/2" x 18' 6" | 38mm x 6mm x 5650mm | ✓ |
| SMALL INFILL | |  |  | KESINFS | 1/4" x 3/4" x 18' 6" | 20mm x 6mm x 5650mm | ✓ |
| END CAPS + ACCESSORIES | 4" End Cap |  |  | KAEC100100-R | 4" x 4" | 100mm x 100mm | ✓ |
| | 2-Way Post Cap |  |  | KAEC6565-R* | 2 9/16" x 2 9/16" | 65mm x 65mm | ✓ |
| | Large Corner Stake |  |  | KAGCSFL | 5" x 5" x 2 1/2" | 127mm x 127mm x 64mm | ✓ |
| | Small Corner Stake |  |  | KAGCSFS | 3 3/8" x 3 3/8" x 1 11/16" | 86mm x 86mm x 43mm | ✓ |

*Metric dimensions are exact. Imperial dimensions are approximate.

Gates, cont.


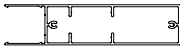

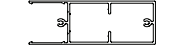

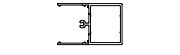

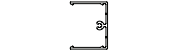

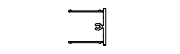













| | | | PART NUMBER | DIMENSIONS (in) | DIMENSIONS (mm) | STANDARD PROFILE |
|-------------|--|---|---|-----------------|---------------------|------------------|
| ACCESSORIES | Sliding Gate Track |  | KESGT80 | 4" x 3/4" x 18' | 86mm x 86mm x 43mm | ✓ |
| | Sliding Gate Pack |  | KAGSP | N/A | N/A | ✓ |
| | Safetech HD Adjustable Gate Hinge (Pair) |  | KASHH-135LS | N/A | N/A | ✓ |
| | Safetech HD Adjustable Tension Gate Hinge (Pair) |  | KASHG-90 | N/A | N/A | ✓ |
| | Safetech Viper Gravity Lock |  | KAGSLV-VIPER | N/A | N/A | ✓ |
| | Spacers Pack of 100 |  | 8MM - KASP08 16MM - KASP16 24MM - KASP24A | N/A | 8MM 16MM 24MM | ✓ |

Decking

| | | | | PART NUMBER | DIMENSIONS (in) | DIMENSIONS (mm) | STANDARD PROFILE |
|---------------|---------------------|---|---|-------------|------------------------|-----------------------|------------------|
| BOARDS | 6" Deck Board |  |  | KED150 | 6" x 5/8" x 18' 6" | 150mm x 16mm x 5650mm | ✓ |
| | 6" Self-Mating Slat |  |  | KESM15016 | 6" x 5/8" x 18' 6" | 150mm x 16mm x 5650mm | ✓ |
| STARTER | |  |  | KEDSTRADJ | 1 5/8" x 5/8" x 18' 6" | 42mm x 16mm x 5650mm | ✓ |
| FIXING ANGLE | |  |  | KEDFA5050 | 2" x 2" x 18' 6" | 42mm x 50mm x 5650mm | ✓ |
| CLIPS + BASES | Top Clip Large |  |  | KECFTTLM | 2 5/8" x 5/8" x 18' 6" | 65mm x 16mm x 5650mm | ✓ |
| | Flashing Base |  |  | KECFBF | 2 3/4" x 5/8" x 18' 6" | 70mm x 16mm x 5650mm | ✓ |
| SMALL INFILL | |  |  | KESINFS | 1/4" x 3/4" x 18' 6" | 20mm x 6mm x 5650mm | ✓ |
| JOINERS | Top Joiner |  |  | KECTJM | 2" x 5/8" x 18' 6" | 50mm x 16mm x 5650mm | ✓ |
| | Bottom Joiner |  |  | KECJBF | 4" x 5/8" x 18' 6" | 100mm x 16mm x 5650mm | ✓ |

*Metric dimensions are exact. Imperial dimensions are approximate.

Pergolas

| Pergolas | | | | PART NUMBER | DIMENSIONS (in) | DIMENSIONS (mm) | STANDARD PROFILE |
|----------------|--------------------|---|---|--------------|------------------|------------------------|------------------|
| BATTENS | 2" x 8" |  |  | KEB20050F | 2" x 8" x 18' 6" | 200mm x 50mm x 5650mm | ✓ |
| | 2" x 6" |  |  | KEB15050F | 2" x 6" x 18' 6" | 150mm x 50mm x 5650mm | ✓ |
| | 2" x 4" |  |  | KEB10050F | 2" x 4" x 18' 6" | 100mm x 50mm x 5650mm | ✓ |
| | 2" x 2" |  |  | KEB5050F | 2" x 2" x 18' 6" | 50mm x 50mm x 5650mm | ✓ |
| 2" BATTEN BASE | |  |  | KEB5050M | 2" x 2" x 18' 6" | 50mm x 50mm x 5650mm | ✓ |
| BEAMS + POSTS | 2" x 8" Beam |  |  | KEGR20050 | 2" x 8" x 18' 6" | 200mm x 50mm x 5650mm | ✓ |
| | 2" x 6" Beam |  |  | KEGR15050 | 2" x 6" x 18' 6" | 150mm x 50mm x 5650mm | |
| | 2" x 4" Beam |  |  | KEGR10050 | 2" x 4" x 18' 6" | 100mm x 50mm x 5650mm | |
| | 4" x 4" Post |  |  | KEGS100100 | 4" x 4" x 18' 6" | 100mm x 100mm x 5650mm | ✓ |
| ENDCAPS | 4" End Cap |  | | KAEC100100-R | 4" x 4" | 100mm x 100mm | ✓ |
| | 2" x 8" Batten Cap |  | | KAEC20050-R | 2" x 8" | 50mm x 200mm | ✓ |
| | 2" x 6" Batten Cap |  | | KAEC15050-R | 2" x 6" | 50mm x 150mm | ✓ |
| | 2" x 4" Batten Cap |  | | KAEC10050-R | 2" x 4" | 50mm x 100mm | ✓ |
| | 2" x 2" Batten Cap |  | | KAEC5050-R | 2" x 2" | 50mm x 50mm | ✓ |

Non-Standard profiles may be subject to minimum order quantities and/or longer lead times. *Metric dimensions are exact. Imperial dimensions are approximate.

KNOTWOOD™
ARCHITECTURAL SYSTEMS

■■■■■■■■■■
ALUMAWOOD™


EQUINOX®
LOUVERED ROOF

Knotwood joins perfectly with our sister brands, Equinox Louvered Roof and Alumawood, to create one-of-a-kind designs that are sure to inspire. These products come together to deliver true **architectural excellence** to any residential or commercial project.

To learn more visit www.equinoxroof.com and www.alumawood.com.

FIND US ON SOCIAL



@KnotwoodUS



@KnotwoodUS



@KnotwoodUS



@KnotwoodUS



KNOTWOOD IS
COMMITTED TO MAKING
A PRODUCT THAT IS
CLEANER, GREENER
AND **BETTER** FOR THE
ENVIRONMENT.

 [KNOTWOOD.COM](https://www.knotwood.com)

© 2023 KNOTWOOD 08/2023